

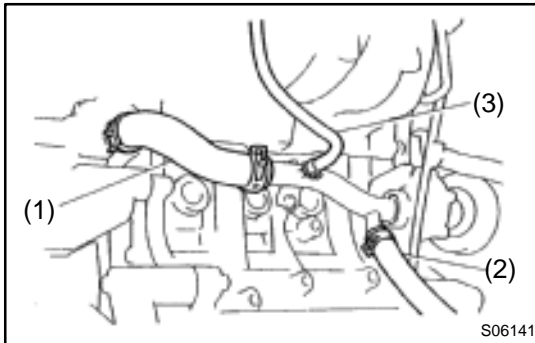
REMOVAL

1. DRAIN ENGINE COOLANT

2. REMOVE GENERATOR

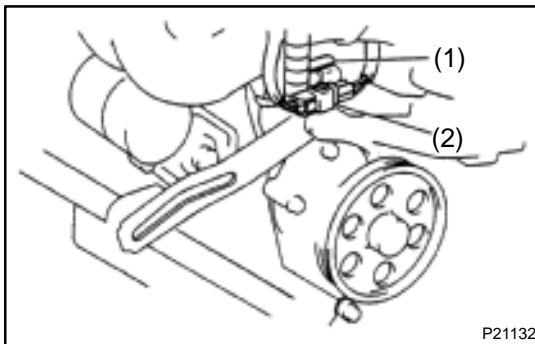
3. REMOVE INTAKE MANIFOLD STAY

- (a) Disconnect the 2 engine wire clamps from intake manifold stay.
- (b) Remove the bolt, nut and intake manifold stay.



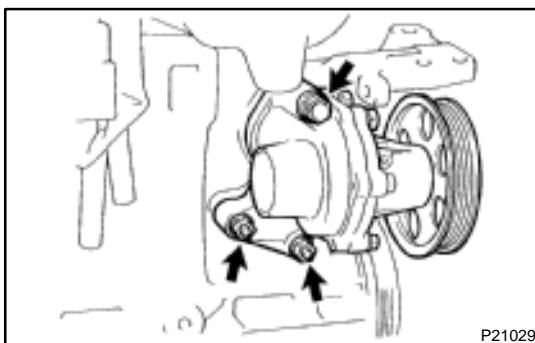
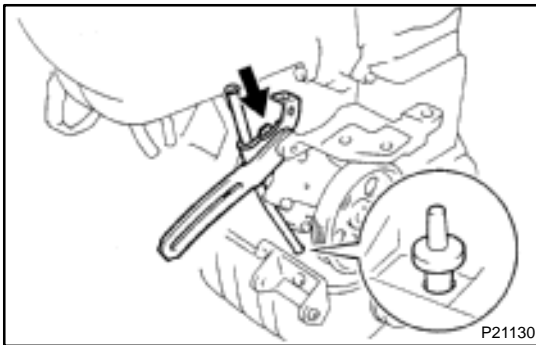
4. REMOVE WATER INLET PIPE

- (a) Disconnect these hoses:
 - (1) Water inlet hose
 - (2) Heater inlet hose
 - (3) Water bypass hose
- (b) Remove the bolt, water inlet pipe and O-ring.



5. REMOVE OIL DIPSTICK GUIDE AND GENERATOR ADJUSTING BAR

- (a) Disconnect these wire clamps:
 - (1) Engine wire clamp
 - (2) Connector clamp for crankshaft position sensor
- (b) Remove the oil dipstick.
- (c) Remove the mounting bolt of the dipstick guide clamp and generator adjusting bar.
- (d) Pull out the dipstick guide. Plug the guide installation hole of the oil pump.
- (e) Remove the O-ring from the dipstick guide.



6. REMOVE WATER PUMP

Remove the bolt, 2 nuts and water pump.